

English

To write a range of signs and captions using exclamation marks to signify danger, excitement or surprise for the reader.

To use 'and' to link sentences.

Children create their own 'life maps' of places and journeys they have been on, including their home and school and anywhere else they have visited that is important to them (e.g. the park, playground, shops, friends' houses). They discuss their memories, then draw and cut out their character and imagine bumping into them on one of their journeys.

Maths

Place Value to 50

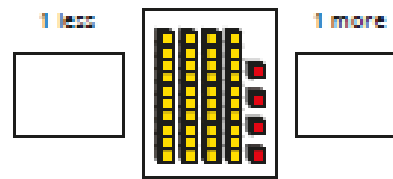
To find one more and one less for any number up to 50.

We will complete our end of unit assessment on place value to 50.

We will begin our unit on Length and Height

Compare lengths and heights

Measure length using objects



SCIENCE WEEK

Curious Chemistry

I can begin to understand chemistry and its role in our lives.

I can investigate how materials changed when mixed.

I can show how chemistry can be applied

I can present my learning

We will carry out the experiments

'magic milk' and 'magic skittles,'

We will also make Putty or Slime.


Phonics

o written as a

was, what, want, wash,
wasp, squad

Year 1

Spring 2 Week 3



Music

To explain what texture and structure are.

History .

Enquiry questions:

Kings, Queens and Castles

- What can buildings be used for?
- Why did we build castles?

PE

To dribble a ball with control and accuracy.

RE

Desert to Garden

Scripture: Luke 4: 1-13

To understand what Ash Wednesday is.

To begin to know some of the simple words, actions and symbols from the Ash Wednesday Liturgy

To think carefully about the use of ashes and how we have a chance for a fresh start

Maths fluency

Continue Number bonds to

9

Can they quickly show the pair of numbers using their fingers?


9+0 0+9

5+4 4+5 6+3 3+6


1+8 8+1 7+2 2+7

Homework and Spellings Spring 1 week 1	Spring 1 week 1
<u>Spellings</u>	<p style="text-align: center;">Should could would who whole</p> <p style="text-align: center;">Revision of what when where</p>
<p style="text-align: center;"><u>Homework Project</u></p> <p style="text-align: center;"><u>SCIENCE</u></p> <p style="text-align: center;"><u>TRUST WIDE COMPETITION</u></p> <p><u>Hand in date : Friday 13th March</u></p>	<p>Trust-wide Competition</p> <p>All schools are expected to take part in a British Science Week competition linked to the theme: <i>Curiosity: What's your question?</i></p> <p>Children should think about:</p> <ul style="list-style-type: none"> • What questions they have about science • Whether they can answer or investigate these questions • How they will present their question and findings (poster, spoken explanation, speech , PowerPoint, drawing or model) <p>Mrs Dowd will then choose a winner from EYFS, KS1, lower and upper Key Stage 2 and send it to Barbara O'Connor at the trust to judge the following week.</p>
<u>Mathletics</u>	<p>Focuses on reading numbers up to 50 Counting forwards and backwards within 50.</p>
<u>Phonics please see words below</u>	<p>Please sound out and read the words below. There is a mixture of alien words (don't make sense) and real word.</p>


yech




quog




loip




chuss




jigh




saunt




virp




phope




sleft




thresk



spleg



strume



spelt

floats

scrub

scribe

delay

statue

counter

grateful