































Year 4 Yearly Overview

Year: 4    Teacher: Mr McIntyre

	AUTUMN		SPRING		SUMMER	
RE	<b>THE BIBLE</b> How to use the Bible, Key Passages and Stories within the Bible	<b>TRUST IN GOD</b> Christmas Story, How Mary/ Joseph/Elizabeth etc. trusted in God	<b>JESUS THE TEACHER</b> The Disciples, the Miracle of Jesus.	<b>JESUS, THE SAVIOUR</b> Lent, Easter Story, Resurrection.	<b>THE EARLY CHRISTIANS</b> Peter, Stephen, Saul/Paul <b>R&amp;R OTHER FAITHS - ISLAM.</b>	<b>THE CHURCH</b> Pope Francis I, Saints <b>OTHER FAITHS – ISLAM TRIP: SACRED HEART CHURCH</b>
English	<b>Arthur and the Golden Rope-</b> Quest narrative  <b>The King who banned the dark-</b> persuasion.	Explanation – Until I met Dudley Rosie Revers, Engineer This Book Thinks You’re an inventor, how everything works.	Newspaper report using ‘Real Life Mysteries’ as a stimulus & creating a persuasive travel leaflet using texts including ‘Africa, Amazing Africa	Narrative inspired by ‘Leon and the Place Between’	Haikus and persuasive letter linked to the focus texts, ‘Malala’s Magic Pencil’ and ‘Greta and the Giants’.	Non-chronological report inspired by ‘Earth’s Incredible Places.’ This will be followed by narrative based on the focus text, ‘The Girl who Stole an Elephant’.
Reciprocal Reading	Beowulf – Micheal Morpurgo & Topic related comprehension	Beowulf – Micheal Morpurgo & Topic related comprehension	Varjak Paw by S.F. Said Topic related comprehension	Varjak Paw by S.F. Said & Topic related comprehension	Alice in Wonderland by Lewis Carroll & Topic related comprehension	Alice in Wonderland by Lewis Carroll & Topic related comprehension
Phonics/ Spelling	Review r controlled vowel sounds - ir Review r controlled vowel sounds – air Review Common Exception Words Year 2 & high frequency words Review vowel suffixes –ed –ing	Review vowel suffixes – y –er –est Review consonant suffixes –ment –ness –ful –less Review suffixes -ly –ally Review –tion and –ation Review –sion and –ssion endings Explore –cian endings	Vowel diagraphs from Y3/Y4 Stat List Review of prefixes dis- mis- in- im- il- ir- anti Explore prefixes sub- inter- re- auto Review or, ore, aw	Review –er –ir – ur Review ei, eigh, ey Year 3&4 Stat List Review Homophones Explore Apostrophes for possession Explore words with endings –sure and -ture	Explore the suffix – ous – ious – eous Explore suffixes beginning with vowels (multi-syllabic words) Review of soft g – g, ge or dge Explore words ending in –gue Explore words ending in –que Explore words with the ‘s’ sound spelt ch Explore words with th ‘k’ sound spelt ch	Explore words with the ‘s’ sound spelt sc Explore etymology of words Unstressed vowels from Year 3&4 Stat List Silent letters from Year 3&4 Stat List
Maths <small>(White Rose Planning)</small>	<b>Block 1: Place Value (4 wks)</b> <b>Block 2: Addition &amp; subtraction (3 wks)</b>	<b>Block 3: Measurement &amp; area (1 wk)</b> <b>Block 4: Multiplication &amp; division (3 wks)</b>	<b>Block 5: Multiplication &amp; division (3wks)</b> <b>Block 6: Length &amp; Perimeter (2 wks).</b>	<b>Block 7: Fractions (4 wks)</b> <b>Block 8: Decimals (3 wks)</b>	<b>Block 1: Decimals (2 wks)</b> <b>Block 2: Money (2 wks)</b> <b>Block 3: Time (2 wks)</b>	<b>Block 4: Shape (2wks)</b> <b>Block 5: Statistics (1 wk)</b> <b>Block 6: Position &amp; direction (2 wks).</b>
Science	<b>Animals including humans.</b>	<b>Sound</b>	<b>States of Matter</b>		<b>Electricity</b>	<b>Living things.</b>
History	<b>Britain’s Settlement by Anglo-Saxons and Scots</b> Who are they and how did they get to Britain? Why? Village life- homes, jobs Alfred the Great		Vikings Who are they? How did they live? What did they wear? Famous Viking tales			
Geography		<b>COASTS</b> Physical: Erosion. Human: Distribution of natural resources. Skills: Maps/Globes/Atlases, Compass/OS Maps, Using Fieldwork <b>TRIP: NORFOLK</b>		<b>Field work in Norfolk –Coastal Erosion &amp; Rock Pools</b>	<b>BIOMES</b> Physical- Weather and climate, desert formations Human – how humans use the desert, people who live in the desert, causes and effect of desertification Skills – Locate deserts on a map	<b>SOUTH WALES</b> Physical- Climate statistics in Cardiff, rainfall and temperature in the UK Human – Distribution of Iron and coal Skills – maps
Computing	<b>WE ARE SOFTWARE DEVELOPERS</b> Developing a simple educational game R&R	<b>WE ARE TOY MAKERS</b> Prototyping an interactive toy	<b>WE ARE MUSICIANS</b> Producing digital music	<b>WE ARE HTML EDITORS</b> Editing and writing HTML	<b>WE ARE ARTISTS</b> Producing a wiki	<b>WE ARE METEOROLOGISTS</b> Presenting the weather
Music	Body and tuned percussion	Changes in pitch tempo and dynamics	<b>Easter Play</b>	<b>Easter play</b>	Adapting and supporting motifs	Samba and carnival sounds
Art/DT	<b>D&amp;T: Textiles- Viking purse</b> To investigate materials and processes in producing a mono print on fabric. To use a variety of folds to produce dip dyed pieces.	Art: Drawing Focus Artist(s): Experiments with different grades of pencil and other implements to draw different forms and shapes. Begin to show an awareness of objects having third dimension.	Art: 3D Focus Artist: Soukari Douglas-Camp –sculpture focus	ART: Landscapes (Paint) Focus Artist(s): David Hockney, Georgia O’Keefe, JMW Turner To select, construct and work on a multi-shaped and textured surface. To mix colours and select	<b>D&amp;T: Pizza – Design and make own pizza</b>	D&T Torches Design and make a torch Use skills from Science lesson to make a circuit Think about materials used and why


	To use resist methods on dip dyed fabric.		Draws familiar objects with correct proportions		appropriate brushes for specific purposes.		
PE	Gymnastics U1 Tag rugby  		Netball Hockey  	Dance Handball  	OAA Gymnastic U2  	Rounders Athletics  	Swimming Tennis  
PSHE	JIGSAW PLANNING 1. Being Me in My World   		JIGSAW PLANNING 2. Celebrating Difference   	JIGSAW PLANNING 3. Healthy me   	JIGSAW PLANNING 4. Dreams & goals   	JIGSAW PLANNING 5. Relationships   	JIGSAW PLANNING 6. Changing Me/transition   
RSE	Get Up The Sacraments LIFE TO THE FULL		What am I feeling I am thankful What is the church LIFE TO THE FULL	Respecting our bodies  Sharing online  Chatting online.  LIFE TO THE FULL	Safe in my body  Drugs, alcohol & tobacco  LIFE TO THE FULL	Jesus is my friend Family, friends & others How do I love others. LIFE TO THE FULL	Life cycles. What is puberty Changing bodies. LIFE TO THE FULL
Spanish	AMARILLO PLANNING (Rachel Hawkes) 1. Describing me and others.		AMARILLO PLANNING 2. Saying what I and ithers have.	AMARILLO PLANNING 3. Saying what I and others do	AMARILLO PLANNING 4. Describing and saying how many.	AMARILLO PLANNING 5. Describing things and people	AMARILLO PLANNING 6. Describing and likes.



British Values



SMSC



Rights & Responsibilities (Unicef)